

Signify Classified - Internal
Cooper Lighting Solutions Photometric Lab
1121 Highway 74 South
Peachtree City, GA 30269



Scaled data based on original data using
LM-79-08 Approved Method: Electrical and Photometric Measurements of Solid-
State Lighting Products

Test Report Prepared for
Cooper Lighting Solutions
(formerly Eaton)

Brand: STREETWORKS

Report Number: P879643

Luminaire Tested: **MEM2-HTN-VA-130-830-U-RW**

Issue Date: 10/01/2024



Test Information

Test Method: LM-79-08
Report Number: P879643
Test Lab: INNOVATION CENTER(G3)
Issue Date: 10/01/2024
Manufacturer: COOPER LIGHTING SOLUTIONS (FORMERLY EATON)
Product Line: STREETWORKS
Catalog Number: MEM2-HTN-VA-130-830-U-RW
Description: EPIC MODERN TALL HOUSING 130W 80CRI 3000K VISUAL COMFORT FIXTURE w/
RECTANGULAR WIDE DISTRIBUTION OPTIC
Light Source: (1) 3000K CCT, 80 CRI LEDS
Ballast/Driver: ELECTRONIC DRIVER

Summary

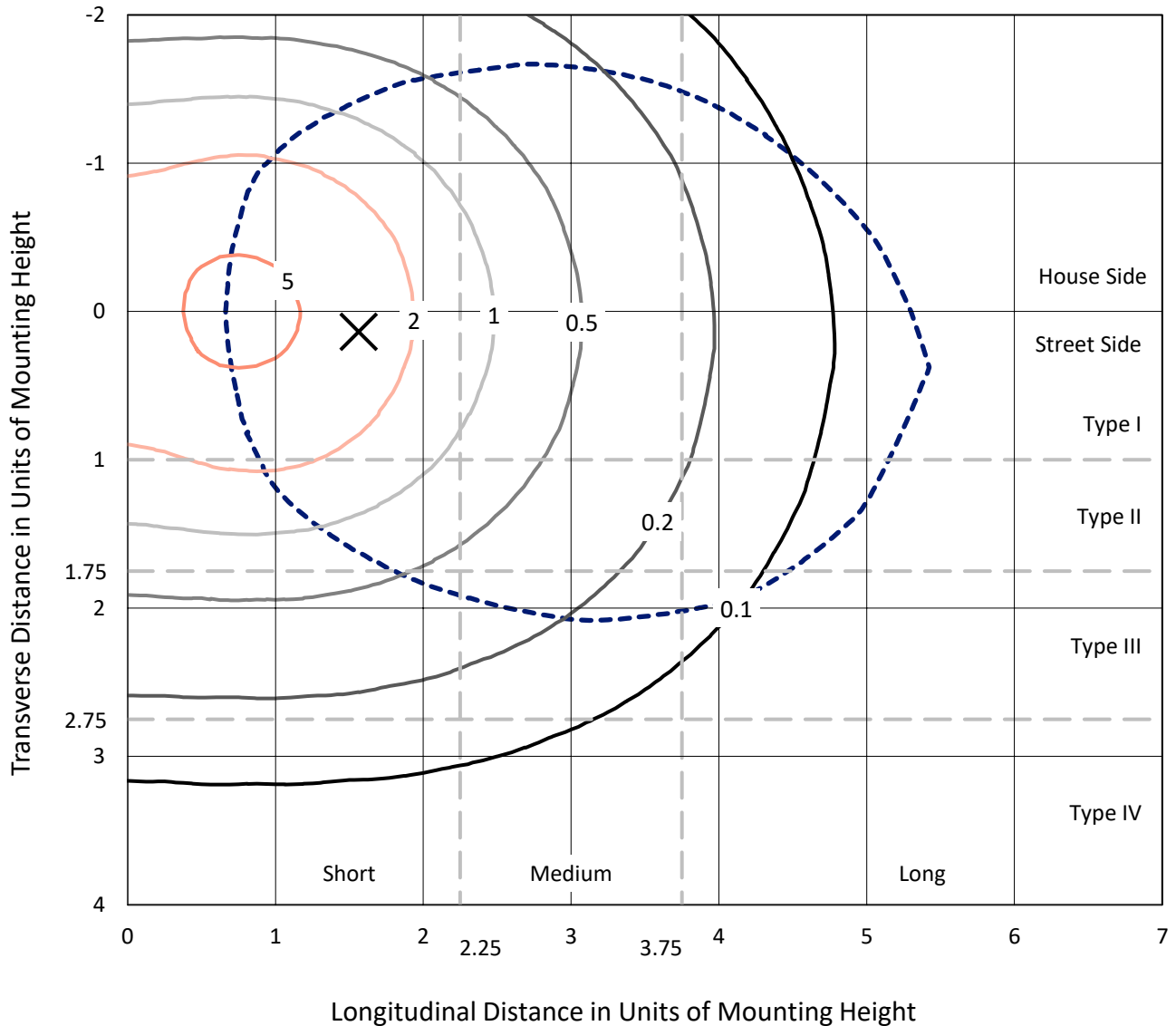
Lumens per Lamp: N/A
Luminaire Lumens: 11117.5 lumens
Efficiency: N/A
Efficacy: 85.5 lumens/watt
Luminous Opening: Circular (Dia: 1.12' x H: 0')
IES Classification: Type III - Short
BUG Rating: B3 - U0 - G3

Input Watts (W): 130
Input Voltage (V): 120
Input Current (Ain): NR
Voltage Rise (V): NR
Power Factor: 0.995
Total Harmonic Distortion (THDi): 8.1%
Frequency (hertz): 60
Stabilization Time: NR
Operation Time: NR
Ambient Temperature (°C): NR
Test Distance: 24 FT

REPORT NUMBER: P879643
 CATALOG NUMBER: MEM2-HTN-VA-130-830-U-RW

Iso-Footcandle Lines of Horizontal Illumination

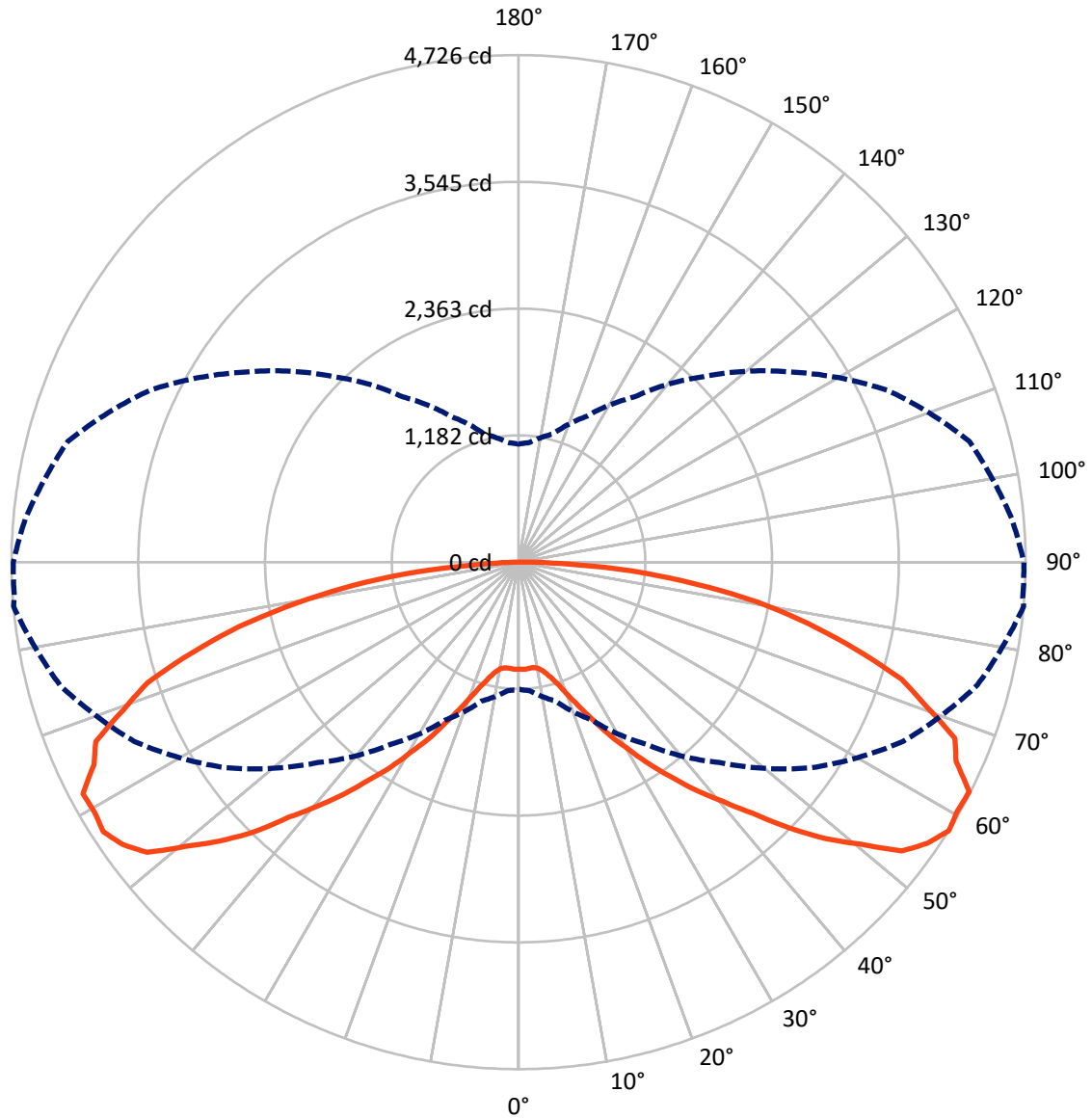
× Max cd
 - - - 1/2 Max cd



Based on 15 foot mounting height. Maximum calculated value = 6.1 fc
 Type III - Short - N/A

REPORT NUMBER: P879643
CATALOG NUMBER: MEM2-HTN-VA-130-830-U-RW

Luminous Intensity Polar Plot



— Vertical Plane Through 85-Deg Lateral - - - Horizontal Cone Through 57.5-Deg Vertical

REPORT NUMBER: P879643
 CATALOG NUMBER: MEM2-HTN-VA-130-830-U-RW

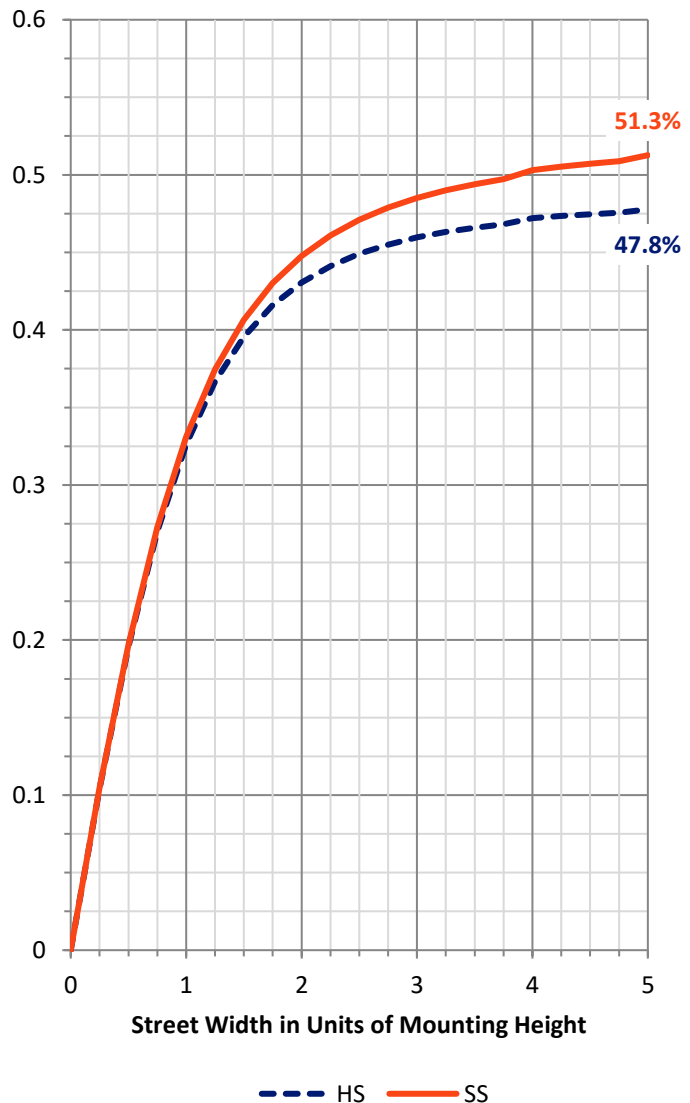
FLUX DISTRIBUTION:

		Downward	Upward	Total
House Side	Lumens	5333.2	0.0	5333.2
	% Fixture	48.0	0.0	48.0
Street Side	Lumens	5784.4	0.0	5784.4
	% Fixture	52.0	0.0	52.0
Total	Lumens	11117.5	0.0	11117.5
	% Fixture	100.0	0.0	100.0

Coefficient of Utilization

ZONAL LUMENS:

Zone	Lumens	% Fixture
0°-10°	94.6	0.9
10°-20°	298.7	2.7
20°-30°	609.6	5.5
30°-40°	1090.5	9.8
40°-50°	1747.4	15.7
50°-60°	2407.9	21.7
60°-70°	2494.4	22.4
70°-80°	1816.9	16.3
80°-90°	557.5	5.0
90°-100°	0.0	0.0
100°-110°	0.0	0.0
110°-120°	0.0	0.0
120°-130°	0.0	0.0
130°-140°	0.0	0.0
140°-150°	0.0	0.0
150°-160°	0.0	0.0
160°-170°	0.0	0.0
170°-180°	0.0	0.0
0°-90°	11117.5	100.0
0°-180°	11117.5	100.0



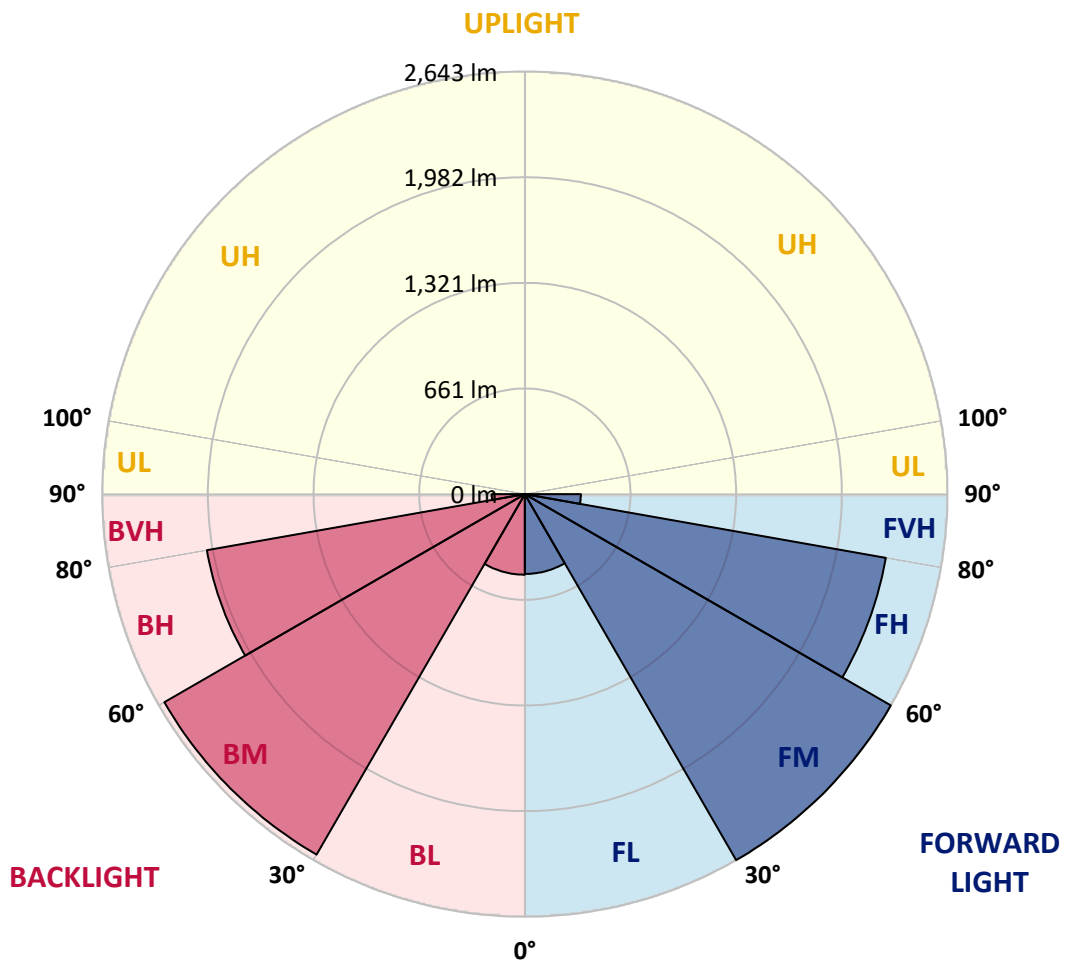
REPORT NUMBER: P879643
 CATALOG NUMBER: MEM2-HTN-VA-130-830-U-RW

LUMINAIRE CLASSIFICATION SYSTEM LUMEN TABLE AND BUG RATING:

Zone	Lumens	% Fixture	Zone Rating/Lumen Limit		
			B	U	G
FL (0°-30°)	499.0	4.5			
FM (30°-60°)	2642.8	23.8			
FH (60°-80°)	2292.3	20.6			G2/5000
FVH (80°-90°)	350.2	3.2			G3/500
BL (0°-30°)	503.9	4.5	B2/1000		
BM (30°-60°)	2603.0	23.4	B3/5000		
BH (60°-80°)	2018.9	18.2	B3/2500		G3/2500
BVH (80°-90°)	207.3	1.9			G2/225
UL (90°-100°)	0.0	0.0		U0/0	
UH (100°-180°)	0.0	0.0		U0/0	

BUG Rating: B3-U0-G3

Type III Short





REPORT NUMBER: P879643

CATALOG NUMBER: MEM2-HTN-VA-130-830-U-RW

CANDELA DISTRIBUTION (FULL):

	0°	5°	15°	25°	35°	45°	55°	65°	75°	85°	86°
0°	996.6	996.6	996.6	996.6	996.6	996.6	996.6	996.6	996.6	996.6	996.6
2.5°	997.4	997.4	999.7	1001.3	1002.8	1002.8	1003.6	1002.8	1002.0	1001.3	1001.3
5°	1000.5	1000.5	1004.4	1006.7	1006.7	1005.2	1003.6	1000.5	998.1	995.0	995.0
7.5°	996.6	995.8	997.4	996.6	995.8	995.0	993.4	991.9	991.1	991.9	991.9
10°	981.7	981.7	981.7	982.5	985.6	990.3	994.2	998.9	1002.8	1006.0	1005.2
12.5°	970.0	970.7	973.1	979.3	987.2	997.4	1010.7	1024.8	1036.5	1045.1	1044.3
15°	961.3	963.7	970.7	983.3	1000.5	1022.4	1048.2	1078.0	1100.7	1111.6	1112.4
17.5°	962.1	965.3	977.8	996.6	1023.2	1062.3	1105.4	1153.1	1190.7	1201.7	1203.2
20°	963.7	966.0	983.3	1015.4	1060.8	1114.8	1179.0	1244.7	1296.4	1326.1	1327.7
22.5°	969.2	970.7	992.7	1036.5	1099.9	1185.2	1270.6	1362.9	1435.0	1471.0	1485.1
25°	972.3	974.6	1006.0	1067.8	1153.1	1266.7	1380.2	1501.5	1593.9	1644.0	1651.8
27.5°	978.6	984.0	1021.6	1100.7	1216.5	1362.2	1518.7	1654.2	1778.6	1839.7	1831.1
30°	991.9	998.1	1045.9	1141.4	1286.2	1473.3	1647.1	1829.5	1957.9	2029.1	2037.8
32.5°	1006.7	1013.8	1070.2	1186.8	1360.6	1571.2	1795.1	1994.7	2166.1	2249.9	2251.5
35°	1031.8	1039.6	1107.0	1236.1	1437.3	1673.7	1947.7	2179.5	2363.4	2466.8	2478.5
37.5°	1042.8	1050.6	1130.4	1295.6	1511.7	1802.1	2091.8	2358.7	2591.2	2704.7	2714.1
40°	1076.4	1087.4	1164.9	1334.0	1600.9	1910.9	2238.2	2563.8	2812.0	2932.6	2941.2
42.5°	1091.3	1105.4	1205.6	1389.6	1675.3	2016.6	2412.0	2785.4	3049.2	3200.3	3197.2
45°	1112.4	1124.2	1225.9	1451.4	1745.8	2161.5	2604.5	3022.6	3349.0	3533.8	3534.6
47.5°	1157.8	1172.7	1268.2	1497.6	1846.0	2304.7	2801.0	3263.7	3670.0	3850.8	3836.0
50°	1164.1	1182.9	1313.6	1551.6	1936.8	2415.9	2952.9	3487.6	3937.0	4131.1	4108.4
52.5°	1185.2	1199.3	1319.1	1597.8	1979.8	2494.2	3097.7	3683.3	4182.0	4473.2	4438.0
55°	1200.9	1220.5	1351.2	1613.5	2037.0	2610.0	3231.6	3827.4	4351.9	4625.1	4611.8
57.5°	1185.2	1203.2	1341.8	1625.2	2072.2	2642.1	3339.6	3953.4	4427.0	4726.1	4712.0
60°	1161.8	1178.2	1316.0	1606.4	2017.4	2634.3	3301.3	3964.4	4425.5	4702.6	4694.8
62.5°	1125.0	1143.7	1271.3	1552.4	1979.8	2554.4	3240.2	3929.9	4360.5	4714.3	4703.4
65°	1067.8	1080.3	1221.2	1471.8	1914.9	2464.4	3131.4	3766.3	4309.6	4480.3	4495.9
67.5°	1000.5	1010.7	1132.8	1381.7	1794.3	2348.6	3016.3	3661.4	4058.3	4386.3	4387.1
70°	926.1	936.3	1042.8	1284.7	1650.2	2188.9	2794.0	3384.3	3896.2	4034.0	4038.7
72.5°	818.9	833.0	945.7	1153.9	1501.5	1978.3	2567.0	3119.7	3529.1	3731.8	3726.4
75°	719.4	730.4	819.6	1011.4	1326.9	1750.5	2303.1	2805.0	3146.3	3243.3	3266.1
77.5°	605.9	617.7	699.1	846.3	1121.0	1508.6	1950.9	2385.3	2675.8	2761.1	2800.3
80°	487.7	488.5	551.9	688.9	899.5	1212.6	1573.5	1957.1	2145.0	2257.0	2264.8
82.5°	356.2	371.1	413.3	515.1	674.8	906.5	1212.6	1489.8	1651.8	1653.4	1659.6
85°	235.6	242.7	272.4	333.5	444.7	615.3	801.6	962.1	1056.8	1057.6	1057.6
87.5°	115.9	120.6	135.4	160.5	211.4	299.8	371.9	454.1	484.6	398.5	405.5
90°	0.0	0.0	0.0	0.0	0.0	0.0	0.0	0.0	0.0	0.0	0.0



REPORT NUMBER: P879643

CATALOG NUMBER: MEM2-HTN-VA-130-830-U-RW

CANDELA DISTRIBUTION (continued):

	90°	95°	105°	115°	125°	135°	145°	155°	165°	175°	180°
0°	996.6	996.6	996.6	996.6	996.6	996.6	996.6	996.6	996.6	996.6	996.6
2.5°	1001.3	1000.5	999.7	997.4	995.0	992.7	990.3	988.7	987.2	986.4	987.2
5°	993.4	992.7	989.5	986.4	984.0	981.7	979.3	977.8	977.0	977.0	977.0
7.5°	992.7	992.7	991.9	990.3	988.7	984.8	978.6	973.9	970.7	970.0	969.2
10°	1006.0	1005.2	1007.5	1002.8	997.4	991.9	981.7	973.1	966.0	962.1	961.3
12.5°	1047.5	1047.5	1049.0	1038.8	1025.5	1011.4	995.0	980.1	969.2	962.1	961.3
15°	1119.5	1118.7	1112.4	1093.6	1068.6	1040.4	1014.6	987.2	967.6	958.2	957.4
17.5°	1203.2	1210.3	1202.5	1168.0	1127.3	1079.6	1035.7	999.7	973.9	961.3	959.8
20°	1334.8	1330.1	1310.5	1262.7	1204.8	1136.7	1076.4	1022.4	988.0	968.4	966.0
22.5°	1487.4	1485.1	1453.0	1387.2	1302.7	1211.1	1125.7	1052.2	1003.6	977.8	975.4
25°	1656.5	1647.1	1602.5	1525.0	1418.5	1296.4	1183.7	1087.4	1021.6	987.2	981.7
27.5°	1848.3	1849.1	1792.7	1678.4	1546.9	1382.5	1250.2	1121.0	1040.4	1000.5	992.7
30°	2044.0	2032.3	1974.3	1842.0	1668.3	1492.9	1308.9	1164.9	1071.7	1019.3	1013.0
32.5°	2267.9	2256.2	2152.1	2001.7	1799.8	1589.2	1373.9	1212.6	1089.7	1034.1	1027.1
35°	2479.3	2462.8	2373.6	2195.9	1946.9	1687.8	1455.3	1254.1	1129.7	1067.8	1057.6
37.5°	2733.7	2707.9	2576.4	2375.2	2109.0	1806.8	1524.2	1309.7	1162.5	1081.9	1070.2
40°	2963.1	2947.4	2796.3	2569.3	2251.5	1913.3	1595.4	1359.8	1179.0	1097.6	1088.2
42.5°	3236.3	3198.7	3039.0	2772.9	2413.5	2033.1	1694.9	1395.0	1222.8	1141.4	1126.5
45°	3583.1	3529.1	3329.5	3020.2	2572.4	2146.6	1775.5	1459.2	1260.4	1150.8	1133.6
47.5°	3882.9	3811.7	3623.0	3254.3	2777.6	2270.3	1817.8	1510.9	1267.4	1175.1	1158.6
50°	4148.3	4080.2	3871.2	3461.8	2925.5	2383.0	1898.4	1520.3	1302.7	1188.4	1167.2
52.5°	4454.4	4392.6	4153.0	3669.2	3054.7	2461.3	1943.8	1547.7	1297.2	1175.1	1158.6
55°	4625.9	4532.7	4286.1	3772.6	3086.0	2439.4	1937.6	1536.7	1278.4	1152.4	1135.1
57.5°	4709.6	4614.9	4350.3	3789.8	3089.1	2446.4	1878.8	1499.2	1236.1	1117.1	1100.7
60°	4682.2	4587.5	4333.1	3719.3	3041.4	2386.1	1833.4	1441.2	1186.0	1055.3	1038.1
62.5°	4675.2	4598.5	4298.6	3670.8	2971.7	2288.3	1761.4	1351.2	1105.4	991.9	977.0
65°	4471.6	4384.7	4106.1	3501.7	2836.3	2155.2	1635.4	1254.9	1023.2	913.6	900.3
67.5°	4376.1	4279.8	3897.0	3364.7	2664.8	2011.1	1468.6	1139.0	924.5	814.9	798.5
70°	4011.3	3929.9	3664.5	3034.3	2404.9	1790.4	1348.9	1006.7	806.3	711.6	697.5
72.5°	3738.1	3637.1	3273.9	2778.3	2152.8	1575.1	1158.6	861.1	684.2	602.0	585.6
75°	3241.0	3154.9	2887.9	2368.9	1823.3	1341.0	953.5	695.2	555.8	479.9	477.5
77.5°	2752.5	2676.6	2350.1	1970.4	1488.2	1054.5	737.4	537.8	412.6	358.5	348.4
80°	2204.5	2110.6	1875.7	1508.6	1136.7	757.0	518.2	358.5	279.5	235.6	230.9
82.5°	1612.7	1546.9	1352.8	1037.3	724.9	480.7	310.8	196.5	145.6	122.9	122.9
85°	1029.4	945.7	757.0	537.8	317.8	178.5	84.5	54.8	38.4	36.8	39.9
87.5°	350.7	256.0	107.3	22.7	6.3	2.3	0.8	0.8	0.0	0.0	0.0
90°	0.0	0.0	0.0	0.0	0.0	0.0	0.0	0.0	0.0	0.0	0.0

Cooper Lighting Solutions Photometric Lab
1121 Highway 74 South
Peachtree City, GA 30269



LM-79-2019: Approved Method: Electrical and Photometric Measurements of Solid-State Lighting Products

Report Prepared for

Cooper Lighting Solutions

Streetworks

Report Number: SP1-2407-176-11

Test Date: 09/26/2024

Luminaire Tested: MEM2-HTN-VA-130-830-U-RW

Data in this report applies to families of products including MEM2-HTN-VA-130-830-U-RW

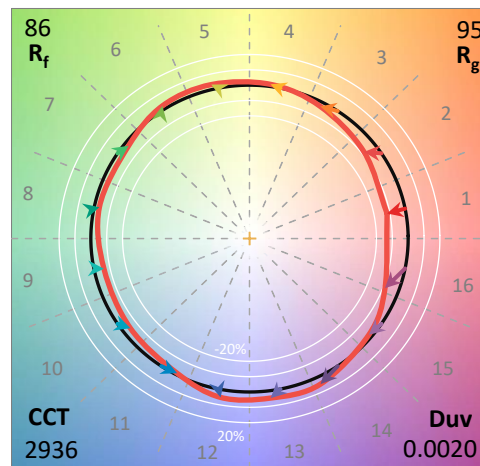
Test Information

Test Method: LM-79-2019
 Report Number: SP1-2407-176-11
 Test Lab: COOPER LIGHTING SOLUTIONS
 Photometer: SP1 - 76IN SPHERE
 Measurement Geometry: 4π
 Issue Date: 09/27/2024
 Manufacturer: COOPER LIGHTING SOLUTIONS
 Product Line: Streetworks
 Catalog Number: **MEM2-HTN-VA-130-830-U-RW**
 Description: EPIC MODERN VISUAL COMFORT 130W WAVESTREAM RECTANGULAR WIDE

Spectral Parameters

CCT (K): 2936
 CIE u': 0.2522
 CIE v': 0.5255
 Duv: 0.0020
 CIE x: 0.4446
 CIE y: 0.4117
 CIE z: 0.1436
 Peak Wavelength (nm): 601
 Dominant Wavelength (nm): 582
 Purity: 57.05514
 Rf: 85.6
 Rg: 95.3

CRI (Ra):	82.0		
R1:	79.9	R9:	1.5
R2:	90.0	R10:	78.0
R3:	96.9	R11:	80.9
R4:	80.9	R12:	73.9
R5:	80.4	R13:	82.1
R6:	88.8	R14:	98.8
R7:	82.7	R15:	71.1
R8:	56.8		



Test Conditions

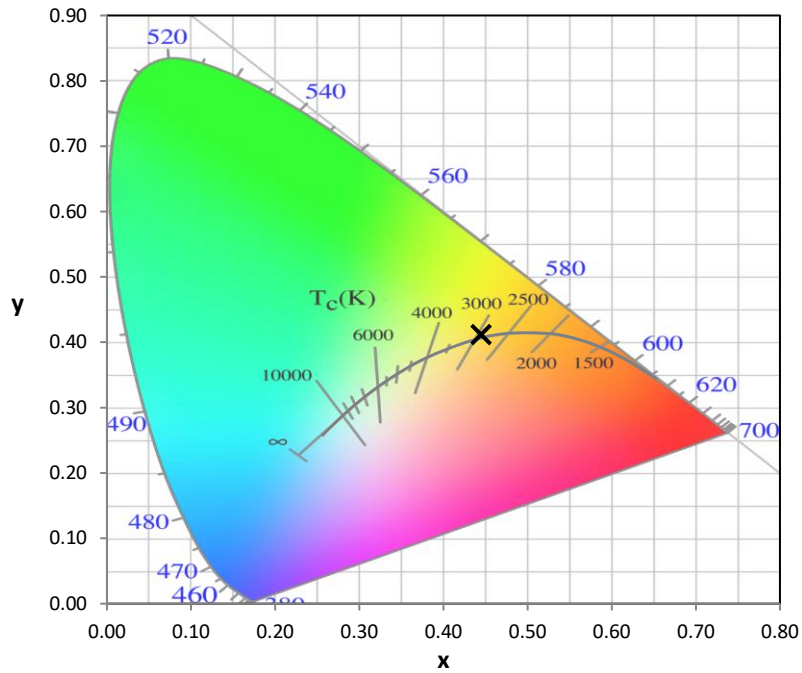
Stabilization Time: 54M
 Operation Time: 1H 54M
 Sphere Temperature (°C): 25.2

REPORT NUMBER: SP1-2407-176-11

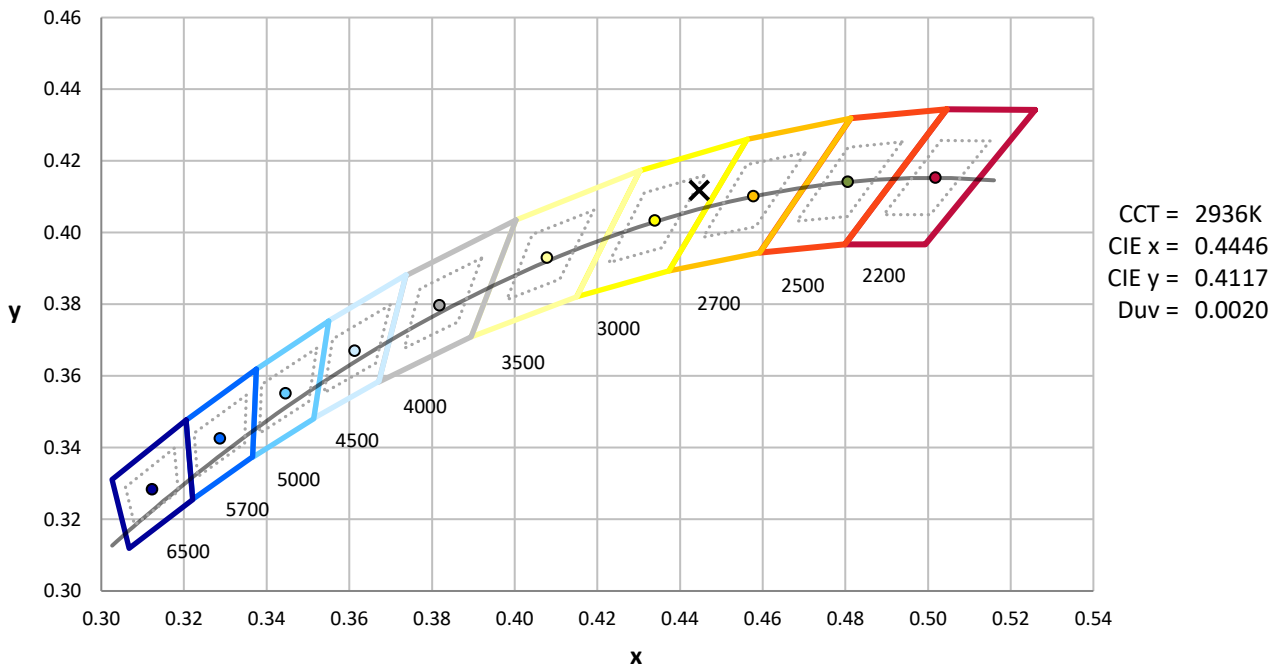
Measurement and Test Equipment			
Instrument	Identification Number	Calibration Date	Calibration Due Date
Photometer	IN0058	6/18/2024	12/18/2024
Power Meter	INXT2011004	2/8/2024	2/8/2025
AC Power Source	IN0063	10/24/2023	10/24/2024
DC Power Source	IN0208	10/24/2023	10/24/2024
Sphere Thermometer	IN0085	10/24/2023	10/24/2024
Room Thermometer	IN0046	10/24/2023	10/24/2024

REPORT NUMBER: SP1-2407-176-11

CIE 1931 Chromaticity Diagram



CIE 1931 Chromaticity Diagram with 2017 ANSI 7-Step and 4-Step Quadrangles

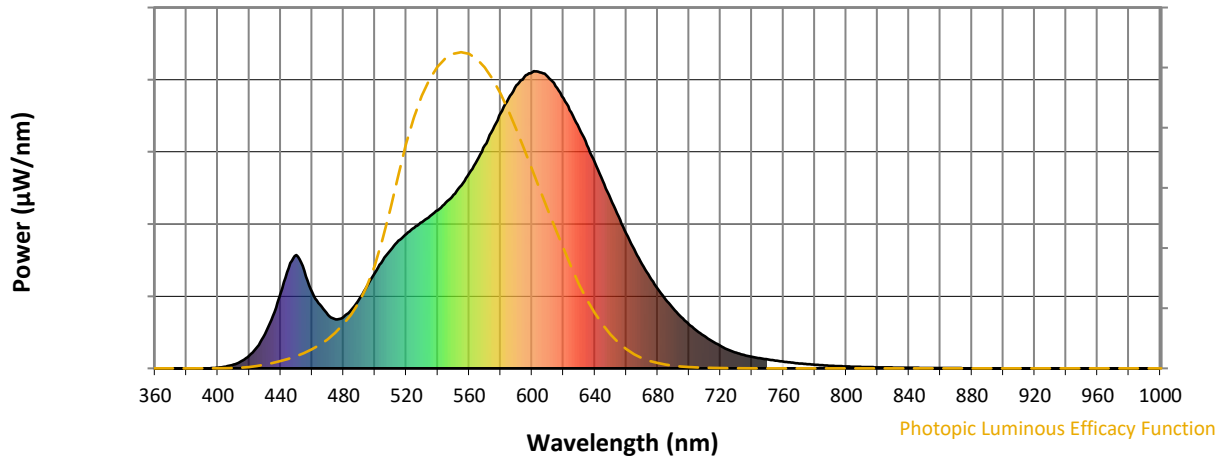


CCT = 2936K
 CIE x = 0.4446
 CIE y = 0.4117
 Duv = 0.0020

Point lies inside the ANSI 3000K 7-step quadrangle

REPORT NUMBER: SP1-2407-176-11

Photopic Flux vs. Wavelength

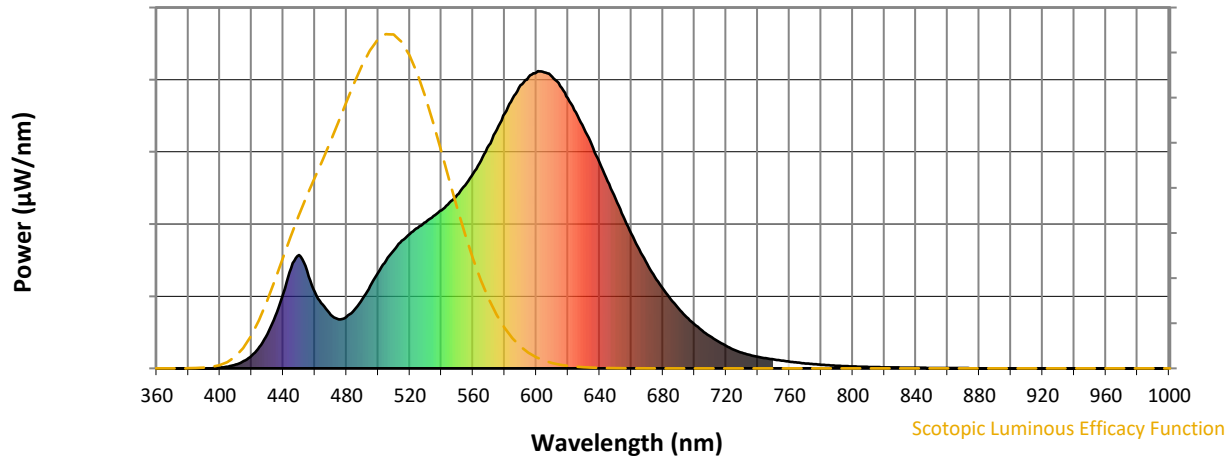


Photopic Lumens: NR

λ (nm)	Power W [^] /nm	Lumens (ϕ /nm)	λ (nm)	Power W [^] /nm	Lumens (ϕ /nm)	λ (nm)	Power W [^] /nm	Lumens (ϕ /nm)	λ (nm)	Power W [^] /nm	Lumens (ϕ /nm)	λ (nm)	Power W [^] /nm	Lumens (ϕ /nm)
360	0	NR	490	234	NR	620	908	NR	750	30	NR	880	0	NR
365	0	NR	495	276	NR	625	861	NR	755	26	NR	885	0	NR
370	0	NR	500	322	NR	630	808	NR	760	23	NR	890	0	NR
375	0	NR	505	363	NR	635	751	NR	765	20	NR	895	0	NR
380	0	NR	510	398	NR	640	692	NR	770	17	NR	900	0	NR
385	0	NR	515	429	NR	645	630	NR	775	14	NR	905	0	NR
390	0	NR	520	453	NR	650	570	NR	780	12	NR	910	0	NR
395	0	NR	525	473	NR	655	511	NR	785	10	NR	915	0	NR
400	2	NR	530	492	NR	660	453	NR	790	9	NR	920	0	NR
405	6	NR	535	512	NR	665	401	NR	795	8	NR	925	0	NR
410	13	NR	540	532	NR	670	351	NR	800	6	NR	930	0	NR
415	24	NR	545	557	NR	675	306	NR	805	5	NR	935	0	NR
420	43	NR	550	583	NR	680	268	NR	810	5	NR	940	0	NR
425	73	NR	555	616	NR	685	232	NR	815	4	NR	945	0	NR
430	115	NR	560	656	NR	690	201	NR	820	4	NR	950	0	NR
435	176	NR	565	700	NR	695	173	NR	825	3	NR	955	0	NR
440	254	NR	570	750	NR	700	148	NR	830	3	NR	960	0	NR
445	337	NR	575	803	NR	705	126	NR	835	2	NR	965	0	NR
450	381	NR	580	859	NR	710	107	NR	840	2	NR	970	0	NR
455	328	NR	585	907	NR	715	90	NR	845	2	NR	975	0	NR
460	257	NR	590	953	NR	720	76	NR	850	1	NR	980	0	NR
465	214	NR	595	980	NR	725	62	NR	855	1	NR	985	0	NR
470	180	NR	600	996	NR	730	53	NR	860	1	NR	990	0	NR
475	165	NR	605	995	NR	735	45	NR	865	1	NR	995	0	NR
480	173	NR	610	981	NR	740	39	NR	870	1	NR	1000	0	NR
485	197	NR	615	950	NR	745	34	NR	875	1	NR			

REPORT NUMBER: SP1-2407-176-11

Scotopic Flux vs. Wavelength



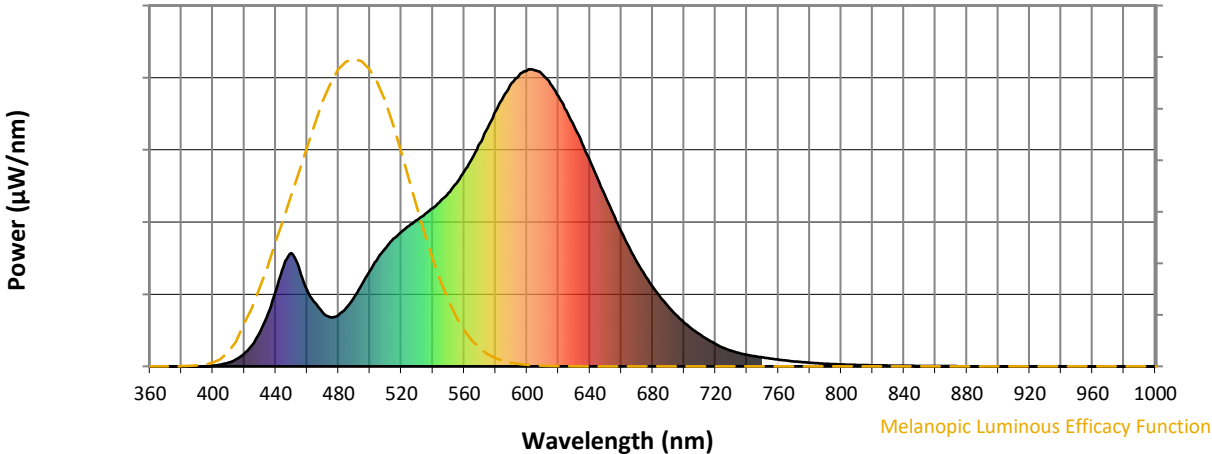
Scotopic Lumens: NR

S/P: 1.3

λ (nm)	Power W [^] /nm	Lumens (φ/nm)	λ (nm)	Power W [^] /nm	Lumens (φ/nm)	λ (nm)	Power W [^] /nm	Lumens (φ/nm)	λ (nm)	Power W [^] /nm	Lumens (φ/nm)	λ (nm)	Power W [^] /nm	Lumens (φ/nm)
360	0	NR	490	234	NR	620	908	NR	750	30	NR	880	0	NR
365	0	NR	495	276	NR	625	861	NR	755	26	NR	885	0	NR
370	0	NR	500	322	NR	630	808	NR	760	23	NR	890	0	NR
375	0	NR	505	363	NR	635	751	NR	765	20	NR	895	0	NR
380	0	NR	510	398	NR	640	692	NR	770	17	NR	900	0	NR
385	0	NR	515	429	NR	645	630	NR	775	14	NR	905	0	NR
390	0	NR	520	453	NR	650	570	NR	780	12	NR	910	0	NR
395	0	NR	525	473	NR	655	511	NR	785	10	NR	915	0	NR
400	2	NR	530	492	NR	660	453	NR	790	9	NR	920	0	NR
405	6	NR	535	512	NR	665	401	NR	795	8	NR	925	0	NR
410	13	NR	540	532	NR	670	351	NR	800	6	NR	930	0	NR
415	24	NR	545	557	NR	675	306	NR	805	5	NR	935	0	NR
420	43	NR	550	583	NR	680	268	NR	810	5	NR	940	0	NR
425	73	NR	555	616	NR	685	232	NR	815	4	NR	945	0	NR
430	115	NR	560	656	NR	690	201	NR	820	4	NR	950	0	NR
435	176	NR	565	700	NR	695	173	NR	825	3	NR	955	0	NR
440	254	NR	570	750	NR	700	148	NR	830	3	NR	960	0	NR
445	337	NR	575	803	NR	705	126	NR	835	2	NR	965	0	NR
450	381	NR	580	859	NR	710	107	NR	840	2	NR	970	0	NR
455	328	NR	585	907	NR	715	90	NR	845	2	NR	975	0	NR
460	257	NR	590	953	NR	720	76	NR	850	1	NR	980	0	NR
465	214	NR	595	980	NR	725	62	NR	855	1	NR	985	0	NR
470	180	NR	600	996	NR	730	53	NR	860	1	NR	990	0	NR
475	165	NR	605	995	NR	735	45	NR	865	1	NR	995	0	NR
480	173	NR	610	981	NR	740	39	NR	870	1	NR	1000	0	NR
485	197	NR	615	950	NR	745	34	NR	875	1	NR			

REPORT NUMBER: SP1-2407-176-11

Melanopic Flux vs. Wavelength



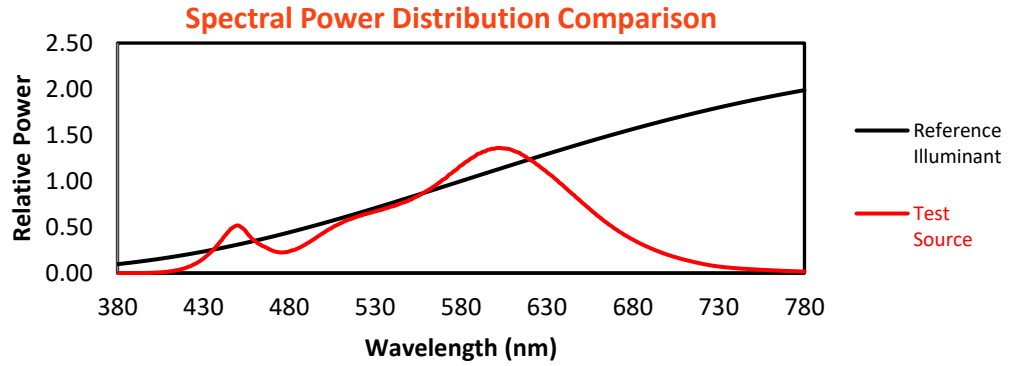
Melanopic Lumens: NR

M/P: 2.46

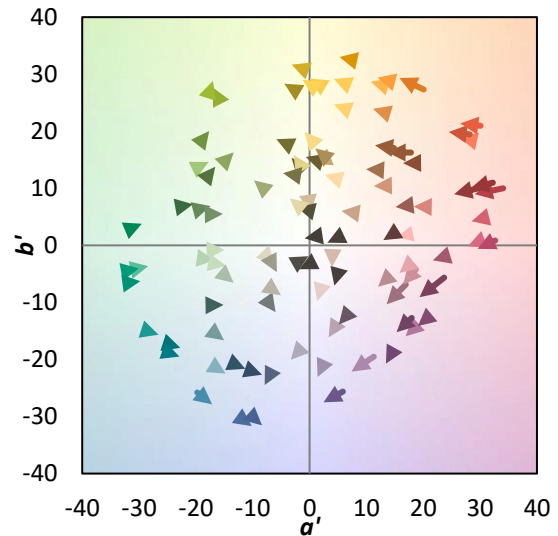
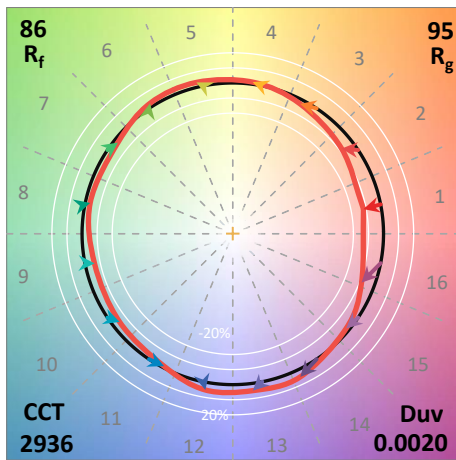
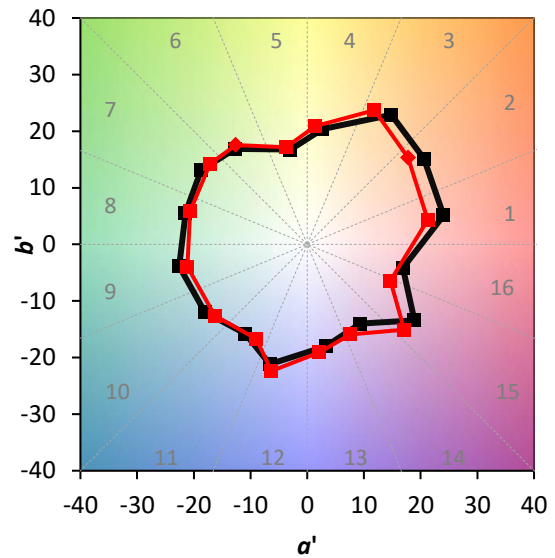
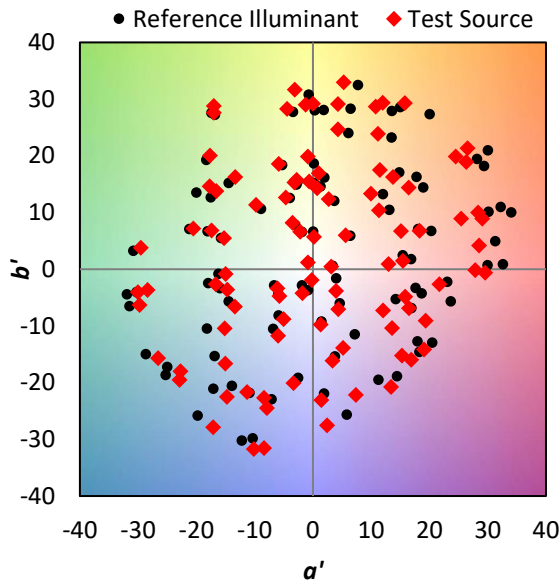
λ (nm)	Power W [^] /nm	Lumens (φ/nm)	λ (nm)	Power W [^] /nm	Lumens (φ/nm)	λ (nm)	Power W [^] /nm	Lumens (φ/nm)	λ (nm)	Power W [^] /nm	Lumens (φ/nm)	λ (nm)	Power W [^] /nm	Lumens (φ/nm)
360	0	NR	490	234	NR	620	908	NR	750	30	NR	880	0	NR
365	0	NR	495	276	NR	625	861	NR	755	26	NR	885	0	NR
370	0	NR	500	322	NR	630	808	NR	760	23	NR	890	0	NR
375	0	NR	505	363	NR	635	751	NR	765	20	NR	895	0	NR
380	0	NR	510	398	NR	640	692	NR	770	17	NR	900	0	NR
385	0	NR	515	429	NR	645	630	NR	775	14	NR	905	0	NR
390	0	NR	520	453	NR	650	570	NR	780	12	NR	910	0	NR
395	0	NR	525	473	NR	655	511	NR	785	10	NR	915	0	NR
400	2	NR	530	492	NR	660	453	NR	790	9	NR	920	0	NR
405	6	NR	535	512	NR	665	401	NR	795	8	NR	925	0	NR
410	13	NR	540	532	NR	670	351	NR	800	6	NR	930	0	NR
415	24	NR	545	557	NR	675	306	NR	805	5	NR	935	0	NR
420	43	NR	550	583	NR	680	268	NR	810	5	NR	940	0	NR
425	73	NR	555	616	NR	685	232	NR	815	4	NR	945	0	NR
430	115	NR	560	656	NR	690	201	NR	820	4	NR	950	0	NR
435	176	NR	565	700	NR	695	173	NR	825	3	NR	955	0	NR
440	254	NR	570	750	NR	700	148	NR	830	3	NR	960	0	NR
445	337	NR	575	803	NR	705	126	NR	835	2	NR	965	0	NR
450	381	NR	580	859	NR	710	107	NR	840	2	NR	970	0	NR
455	328	NR	585	907	NR	715	90	NR	845	2	NR	975	0	NR
460	257	NR	590	953	NR	720	76	NR	850	1	NR	980	0	NR
465	214	NR	595	980	NR	725	62	NR	855	1	NR	985	0	NR
470	180	NR	600	996	NR	730	53	NR	860	1	NR	990	0	NR
475	165	NR	605	995	NR	735	45	NR	865	1	NR	995	0	NR
480	173	NR	610	981	NR	740	39	NR	870	1	NR	1000	0	NR
485	197	NR	615	950	NR	745	34	NR	875	1	NR			

Summary

$R_f = 85.6$
 $R_g = 95.3$
 CIE $R_a = 82.0$
 $R_9 = 1.5$

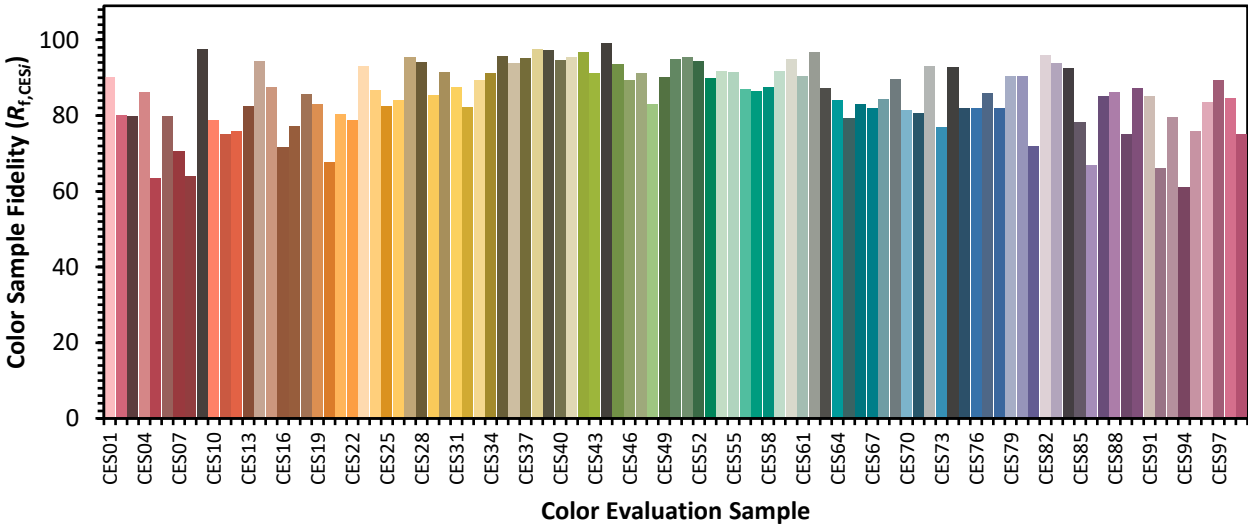


Color Vector Graphics

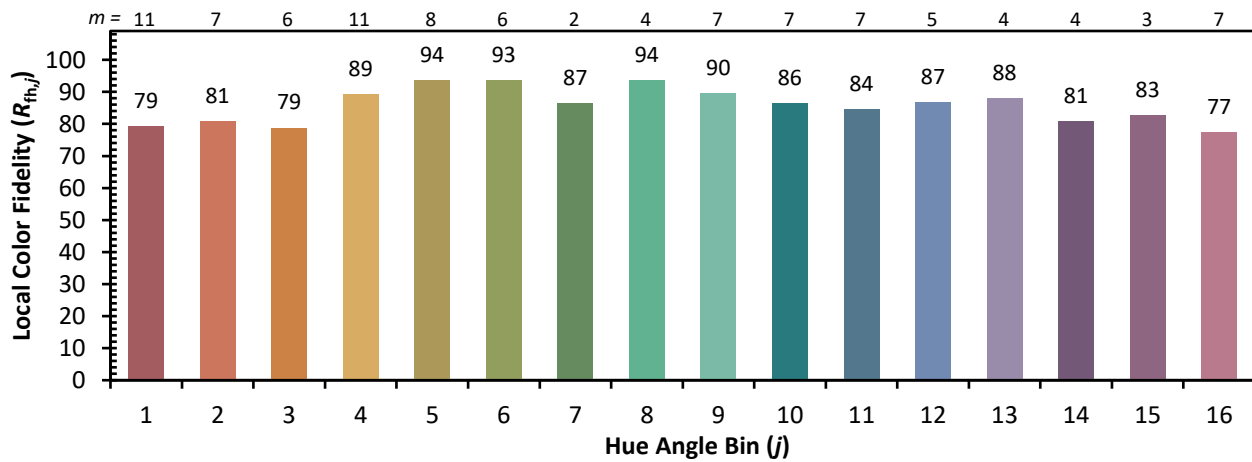
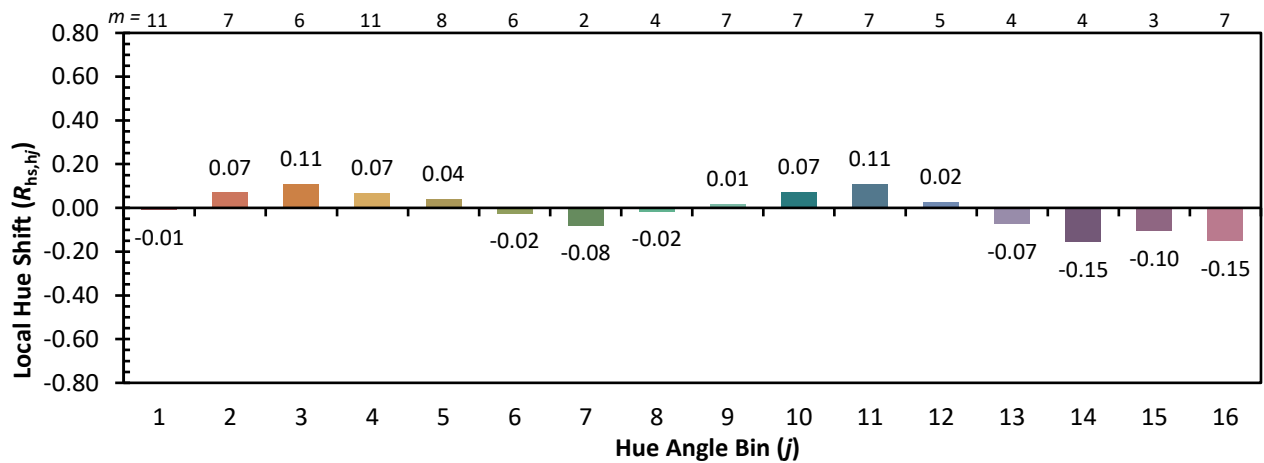
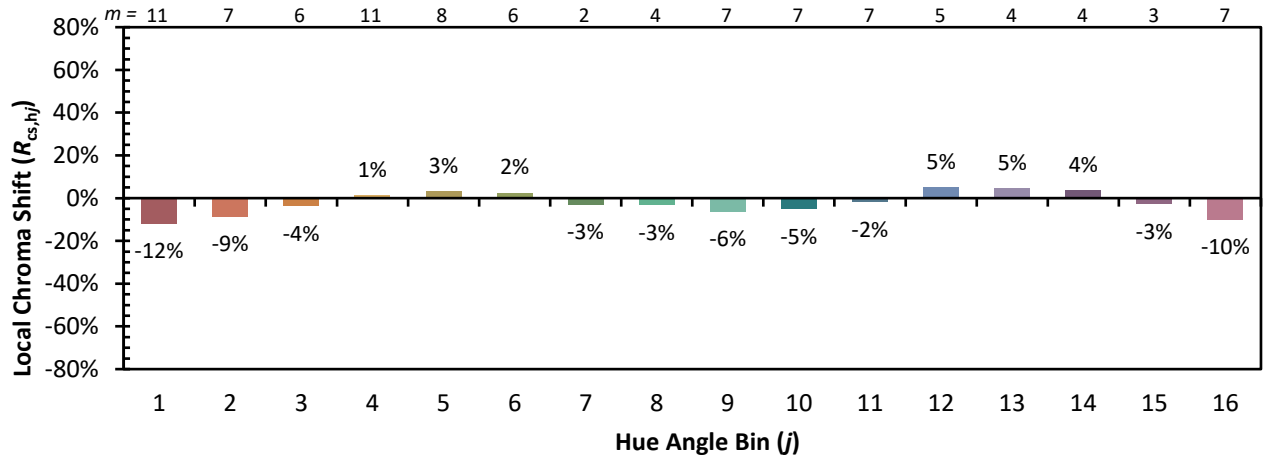


Individual Sample Fidelity Index ($R_{f,i}$)

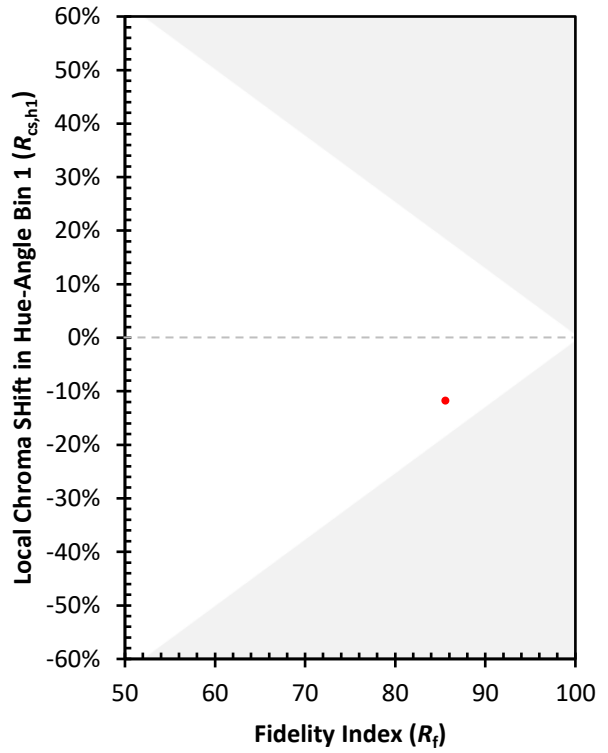
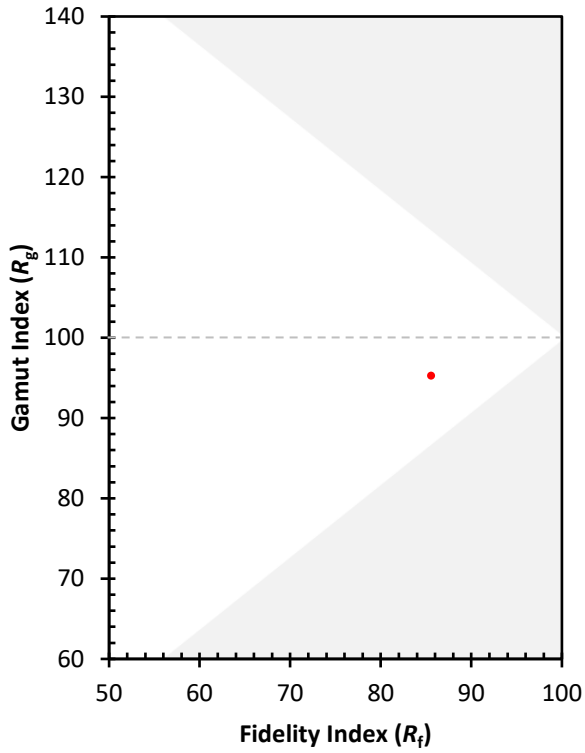
CES01 = 86	CES26 = 84	CES51 = 95	CES76 = 82
CES02 = 63	CES27 = 95	CES52 = 94	CES77 = 86
CES03 = 31	CES28 = 94	CES53 = 90	CES78 = 82
CES04 = 71	CES29 = 85	CES54 = 92	CES79 = 90
CES05 = 50	CES30 = 91	CES55 = 92	CES80 = 90
CES06 = 51	CES31 = 87	CES56 = 87	CES81 = 72
CES07 = 42	CES32 = 82	CES57 = 87	CES82 = 96
CES08 = 41	CES33 = 89	CES58 = 88	CES83 = 94
CES09 = 29	CES34 = 91	CES59 = 92	CES84 = 93
CES10 = 76	CES35 = 96	CES60 = 95	CES85 = 78
CES11 = 59	CES36 = 94	CES61 = 90	CES86 = 67
CES12 = 65	CES37 = 95	CES62 = 97	CES87 = 85
CES13 = 44	CES38 = 98	CES63 = 87	CES88 = 86
CES14 = 74	CES39 = 97	CES64 = 84	CES89 = 75
CES15 = 72	CES40 = 95	CES65 = 79	CES90 = 87
CES16 = 48	CES41 = 95	CES66 = 83	CES91 = 85
CES17 = 50	CES42 = 97	CES67 = 82	CES92 = 66
CES18 = 57	CES43 = 91	CES68 = 84	CES93 = 80
CES19 = 72	CES44 = 99	CES69 = 90	CES94 = 61
CES20 = 67	CES45 = 93	CES70 = 81	CES95 = 76
CES21 = 87	CES46 = 89	CES71 = 81	CES96 = 84
CES22 = 79	CES47 = 91	CES72 = 93	CES97 = 89
CES23 = 92	CES48 = 83	CES73 = 77	CES98 = 85
CES24 = 91	CES49 = 90	CES74 = 93	CES99 = 75
CES25 = 72	CES50 = 95	CES75 = 82	



Color Rendition by Hue-Angle Bin



Measure Comparisons



(END OF REPORT)